

**CONCEPT E**

IS APPROXIMATELY 2.6 ACRES IN OVERALL SIZE. THE UPPER HILLSIDE AT THE END OF SEWARD STREET IS EXCAVATED TO PROVIDE ROADWAY ACCESS AND AN ON-SITE MATERIAL SOURCE. THE SEAWARD BOUNDARY OF THE FILL HAS MOVED INSHORE 50 FEET FROM CONCEPT D. A SEAPLANE HAULOUT RAMP (WITHOUT A BOARDING FLOAT) IS PROVIDED AT THE NW CORNER OF THE NEW PAD REQUIRING THE DEMOLITION OF AN EXISTING WWII BUNKER UNDER THIS CONCEPT. THE SITE HAS AMPLE SPACE TO PARK SEVERAL SEAPLANES IN THE UPLANDS AND TO ACCOMMODATE 15 VEHICLE PARKING STALLS, A COVERED SHELTER AND AN AVIATION FUEL STORAGE FACILITY. VEGETATIVE BUFFERS ALONG ADJACENT PROPERTIES AND SECURITY FENCING WITH ACCESS GATES ARE PLANNED FOR THE SITE.



9360 Glacier Highway, Ste. 100  
 Juneau, Alaska 99801  
 Phone: 907-586-2093  
 Fax: 907-586-2099  
 www.pndengineers.com

DESIGN: CRS CHECKED: CRS SCALE: SCALE IN FEET  
 DRAWN: PJD APPROVED: CRS 0 30 60 FT.

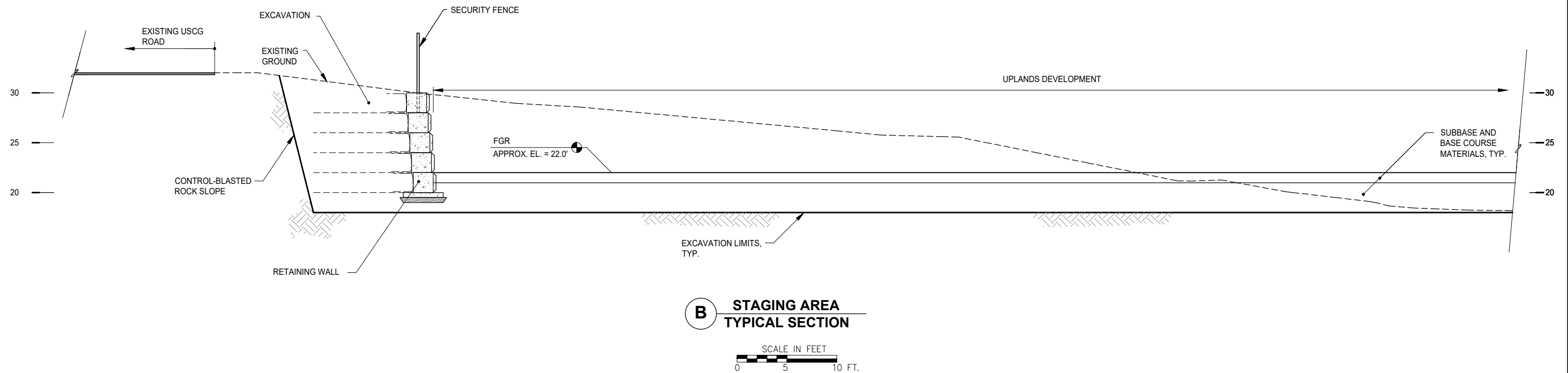
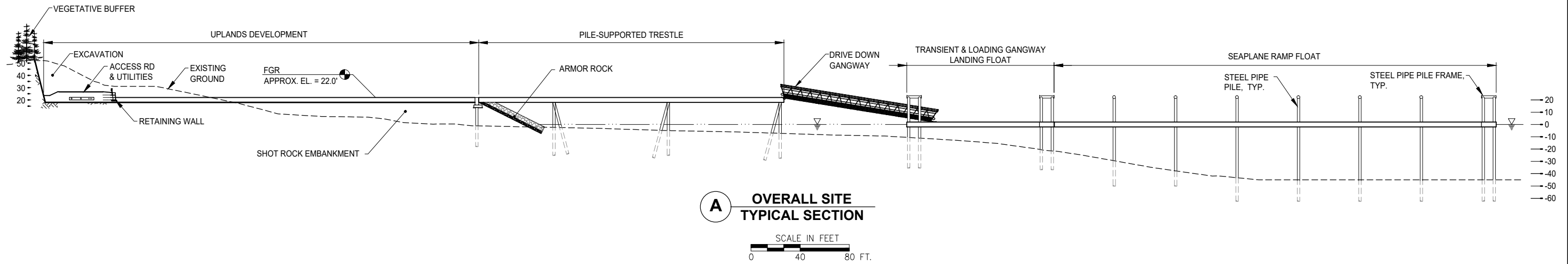
DATE: 11/03/20

**SITKA SEAPLANE BASE**

SHEET TITLE: **UPLANDS DEVELOPMENT CONCEPT E**

**E**

PND PROJECT NO.: 192082.01



9360 Glacier Highway, Ste. 100  
Juneau, Alaska 99801  
Phone: 907-586-2093  
Fax: 907-586-2099  
www.pndengineers.com

DESIGN: CRS CHECKED: CRS  
DRAWN: PJD APPROVED: CRS

SCALE:  
AS SHOWN

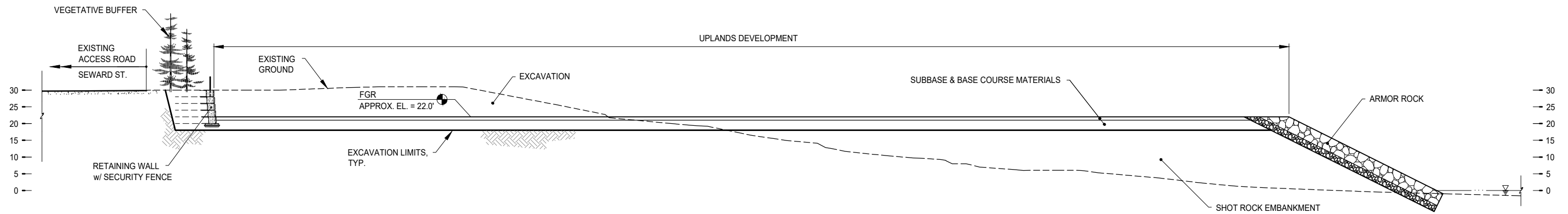
DATE: 11/03/20

**SITKA SEAPLANE BASE**

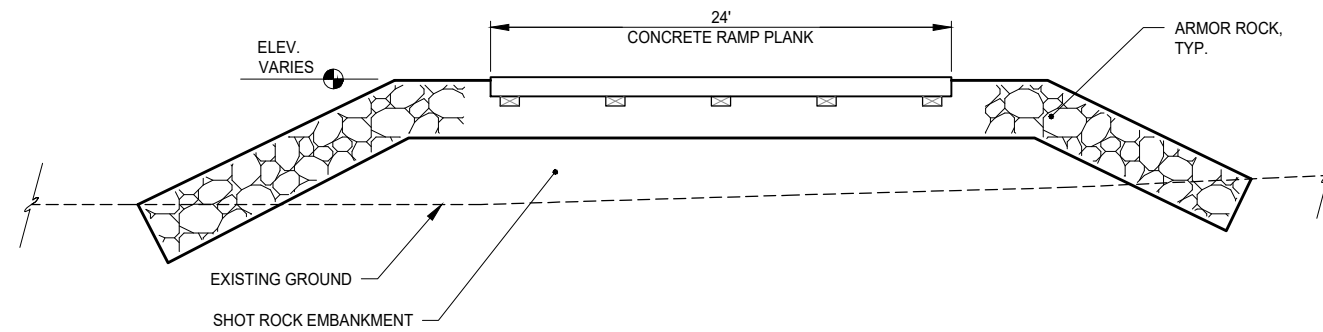
SHEET TITLE:

**TYPICAL SECTIONS**

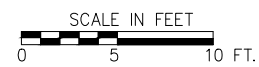
PND PROJECT NO.: 192082.01



**C STAGING AREA  
TYPICAL SECTION**



**D SEAPLANE HAUL OUT RAMP  
TYPICAL SECTION**



9360 Glacier Highway, Ste. 100  
Juneau, Alaska 99801  
Phone: 907-586-2093  
Fax: 907-586-2099  
www.pndengineers.com

DESIGN: CRS CHECKED: CRS  
DRAWN: PJD APPROVED: CRS

SCALE:  
AS SHOWN

DATE: 11/03/20

**SITKA SEAPLANE BASE**

SHEET TITLE:

**TYPICAL SECTIONS**

PND PROJECT NO.: 192082.01

2/2